

UC Sustainability Office Report

2012

Introduction

Welcome to the second annual UC Sustainability Office Report.

2012 saw the Sustainability Office focus its attentions on enhancing the student experience and building on UC's statement of strategic intent of 'people prepared to make a difference'. We learned from the i-Graduate International Student Barometer that international students rate our 'eco-friendly attitude' as the best in the country, and the most important aspect of their living experience in Canterbury. And, in the midst of difficult earthquake remediation works, we created a number of highly engaging eco-events on campus that brought light and colour to campus. Our engagement statistics more than doubled.

Progress against our sustainability indicators was difficult due to the earthquake situation (Table 1), although there was some progress. Electricity usage increased due to two new 'villages' being created post-earthquake, while consumption of coal declined (due largely to some buildings being out of action). Earthquake remediation also impacted our waste statistics.

What are we measuring and how are we doing?

Area	2012	2011	2010
Electricity Used	25,712,319 kwh	22,016,328 kwh	24,497,911 kwh
GHG Emissions	Data not available ¹	24,318 tonnesCO ₂ -e	32,392 tonnesCO ₂ -e
Coal Burnt	5,160 tonnes	4,098 tonnes	6,309 tonnes
Water consumed	392,000,000 litres	325,000,000 litres	250,000,000 litres
Waste to landfill	233.44 tonnes	197.11 tonnes	219.79 tonnes
Waste recycled or composted	507.44 tonnes	278.36 tonnes	357.39 tonnes
Fair Trade in depts.		No data	No data
<ul style="list-style-type: none"> • Fresh coffee • Coffee beans • Black tea 	<ul style="list-style-type: none"> • 17% (units)² • 21% (units) • 0% (units) 		
Sustainability Courses on Offer:	132	132	132
# at Sustainability Office Events	2383	1135	1227
Membership of UC Sustain Community:	735	499	225
<ul style="list-style-type: none"> • Facebook • Newsletter (new) 	<ul style="list-style-type: none"> • 640 • 95 	<ul style="list-style-type: none"> • 370 • 129 	<ul style="list-style-type: none"> • n/a • 225

Table 1: UC Sustainability Indicators

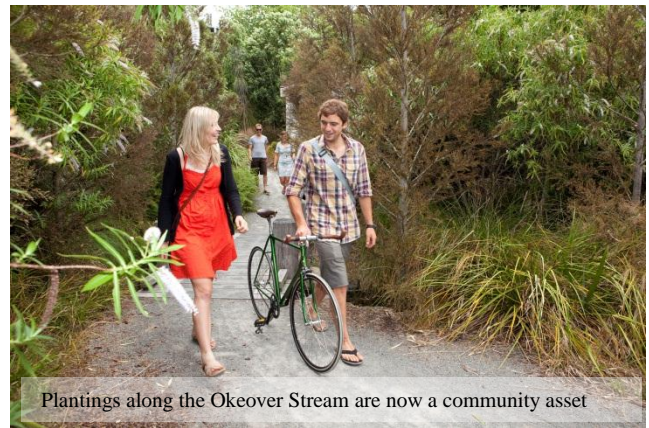
¹ Data is subject to the CEMARS audit in 2013

² All Fair Trade data for 2012 was for the period August 2011 – July 2012

Sustainability Progress in 2012

Okeover Stream Community Engagement Project

In collaboration with Environment Canterbury, UC has run a community engagement project with the local community based around improving storm water quality and stream health. The initiative has been excellent not only for raising awareness of the issues, but also for fostering positive community connections.



Transport

The four-yearly UC Travel Survey was conducted in 2012, with 4,102 responses. The results indicate an increase in the numbers of staff and students regularly driving, cycling and skateboarding to University. Uses of busses and walking have both declined. The Transport Working Group has considered the results and projects emerging include developing a bike share scheme and a night shuttle service, both with the UCSA. Read the full report [here](#).

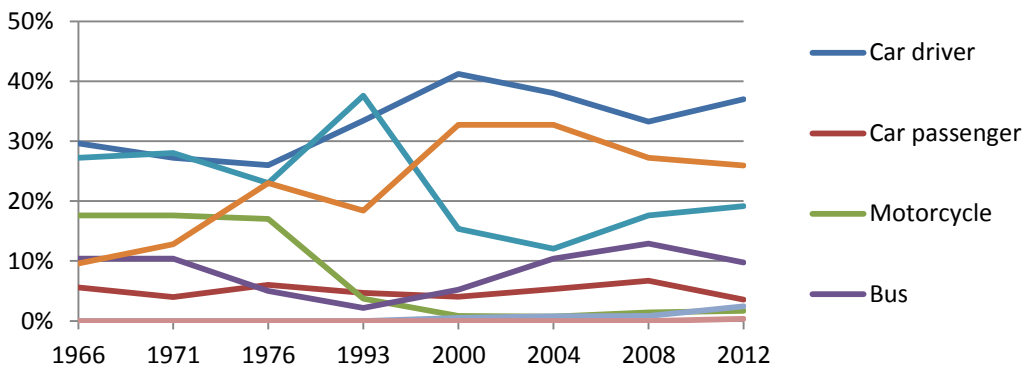


Figure 1: Student travel behaviour, 1966-2012

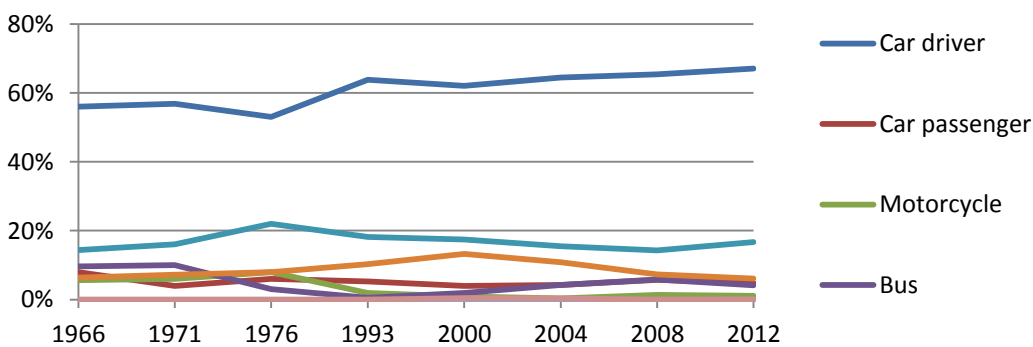


Figure 2: Staff travel behaviour, 1966-2012

Waste & Recycling

Considerable effort was put into upgrading information materials about UC's four bin recycling system. As a result we have reduced contamination rates and become popular with school environmental groups who regularly visit to see what we have done. In addition, our waste and recycling service provider, Mastagard, achieved their gold Enviromark standard this year.



Promotional photo for 2012 UC Eco Week, which focussed on promoting cycling to students

Landscape & Biodiversity

Much research has gone into the possibilities of the UC campus role-modelling community resilience by developing 'edible landscapes'. One trial plot in a high profile area by the central library has been created. UC's two community gardens continue to be a focus for student, staff and community interaction.

Fairtrade

This year Fair Trade Fortnight was celebrated with a Fair Trade Fair and several Fair Trade 'coffee breaks'. A new Fair Trade Club was established to promote Fair Trade on campus and also to pursue Fair Trade Campus accreditation. All campus cafes offer Fair Trade. This year all UC cafes participated in a Pay Fair Trade Forward day, and the Eng Café created the longest 'chain' of Fair Trade coffee buyers in Christchurch. We have thoroughly analysed our Fair Trade spend through departments.

Where does the Sustainability Strategy fit?

SMT workshopped a draft UC Sustainability Strategy early in 2012 developed by a pan-university Sustainability Working Group. Priority areas from this strategy have been selected and progressively guided by the Sustainability Office. These areas focus on curriculum development and applied research, carbon and behaviour change programmes.

Curriculum & Applied Research:

A curriculum task team is developing a pilot project through the College of Science. It is hoped an Endorsement in Sustainability and Resilience will be launched in 2014. An applied research stream centred on waterways and natural environment recovery is planned for 2013.

Carbon:

UC was the first university in the Southern Hemisphere, and the second in the world to receive CEMARS³ accreditation, and it remains the only university in New Zealand to have done so. “The University of Canterbury meets the requirements of CEMARS certification having measured its greenhouse gas emissions in compliance with ISO 14064-1:2006, and committed to managing and reducing its greenhouse gas emissions in respect of the operational activities of its organisation.” The emissions inventory is compiled annually by the UC’s Energy Manager, Tony Sellin, and can be found [here](#).



One of the Cycle Runway models on stage

Behaviour Change and Sustainability Events:

A range of behaviour change for sustainability programmes are in place at UC to help foster a culture of sustainability. These include the Eco Office programme, the Eco My Flat competition, Eco Week, the Sustainability Awards and a new student engagement programme for 2013 called Eco Us. In 2012 the Sustainability Office ran two sustainability-themed fashion shows, Eco Runway and Cycle Runway.

2012 Sustainability Survey Results

The 2012 survey was distributed as an on-line survey to all current UC students on Tuesday 25th September. 1,057 responses were received. The survey asked only eight questions, and the full report on the results can be found [here](#). It is clear that the student body considers sustainability to be both important to them in their personal lives, their studies, and for their future

employment.

³ (Certified Emissions Measurement and Reduction Scheme)

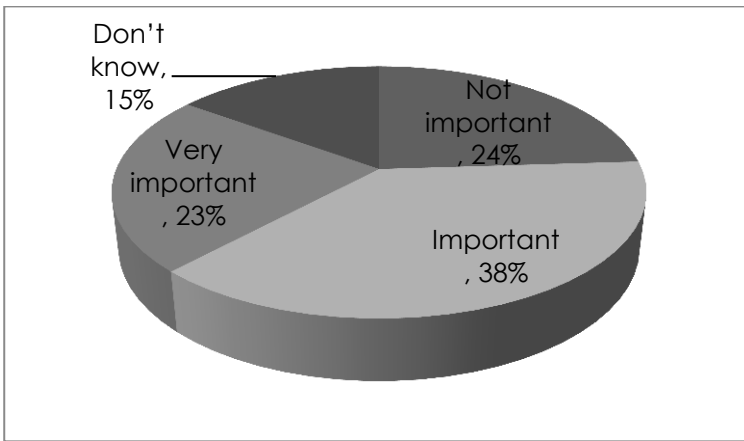


Figure 3: Relative importance of knowledge of sustainable practice for future employment

It is unsurprising, therefore, that almost 40% of students appear to want more of a sustainability focus in their studies.

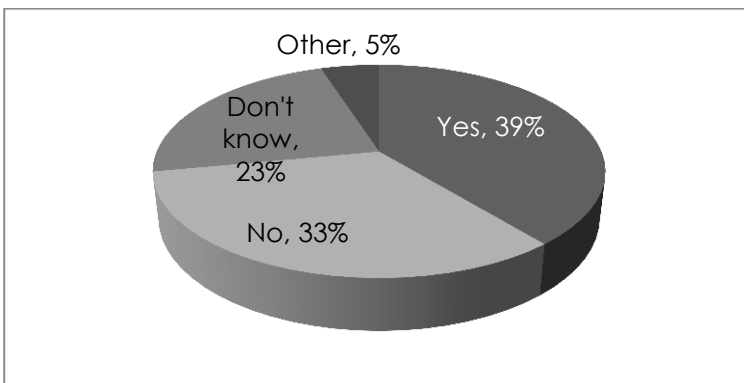


Figure 4: Interest amongst students in a stronger sustainability focus to their studies or research



UC Sustainability Highlights 2012

O Week Pizzas in the Garden

During O Week the Sustainability Office collaborated with Community and External Relations to promote sustainability to incoming students. As well as having a large display in the Central Lecture Theatre foyer, where students dished out handmade pizzas from the kitchen, there was also a large pizza party in Okeover Community Garden. In the course of one afternoon, sustainability scholarship students cooked pizzas in the cob pizza oven for 300 students.

Eco Fashion Shows!

The Sustainability Office ventured into fabulous new territory in 2012 with two sensational fashion shows promoting sustainable and up-cycled materials. The

first, organised by Sustainability Office intern Alicia Sudden, was called Eco Runway and made

use of the new Undercroft event space. The second, Cycle Runway, was a fashion show on bikes created by Sustainability Summer Student Kelli Campbell and ran as the centrepiece of Eco Week. Check out the short video [here](#). Each event had an audience of about 200 people.



Okeover Community Garden turns Ten

We celebrated the tenth anniversary of the Okeover Community Garden with a mid-winter party involving mulled wine and dessert pizzas made in the pizza oven.

Third Annual Eco Week

Eco Week 2012 was the biggest yet, and had a strong focus on sustainable transport. Pioneered at UC, this year Eco Week was also held at CPIT. We think it is poised to become a nation-wide celebration.



2012 Sustainability Award Winners

The 2012 Sustainability Awards were presented to the winners during Eco Week at Sustainability House by Learning Resources Director Alex Hanlon. Read more about the winners [here](#).



Attendees of the second annual UC Sustainability Awards

GOLD

- Darryl Cone, for Campus Waterways Restoration and Edible Landscaping
- Lane Perry, for Edgeware Community Garden Engagement Project
- Kelli Campbell, for Cycle Runway

SILVER

- Rosalee Jenkin, for Fix It Night
- Huhana Carter, for Dovedale Campus Materials Re-Use Initiative
- Ariana Te Whetu, for Eco Runway
- Maori Student Engagement

- Maxine Bryant, for Academic Promotions Paper Reduction Initiative
- Christine Stephenson, for On Campus Fair Trade and Waste Reduction Projects

HIGHLY COMMENDED

- Emma Jenkins, for Waste Diversion Initiatives
- Judith Aussendorf, for Sustainability Project Support
- Arul Arumugam, for Sustainability Project Support

Summer Sustainability Scholarship Recipients 2012-2013

Recipients of the 2012-2013 Summer Sustainability Scholarships are:

Daniel Gilmour: “Community Food Resilience in the Avon Red Zone” (Forestry, Biology, Chemistry)

Ani Kainamu: “Mahinga Kai at UC” (Ngai Tahu Research Centre and Waterways Research Centre)

Ting Powell: “On-Site Composting at UC” (Natural Resource Engineering)

Michael Southon: “Eco-Housing at UC” (Mechanical Engineering)



What does sustainability mean to UC in 2012?

As in 2011, our survey results this year indicated a strong belief that sustainability was about resource use, future generations and environment.



Figure 5: Key words from sustainability definitions, 2012

Following a discussion period in 2011-2012 involving both Senior Management Team and students, the Sustainability Office uses the following definition for sustainability: “The fair, equitable and defensible use of physical and human resources which leaves an appropriate legacy for future generations.”

Report prepared by Dr Matt Morris, UC Sustainability Advocate